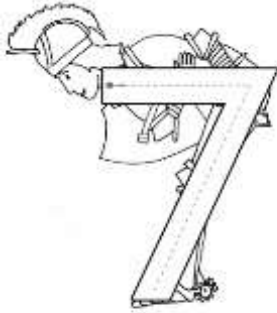


13.03.20

Dear Parents,

This week the children have been busy learning through the story of The Very Hungry Caterpillar. They have carried out lots of different activities including: sequencing the story; role playing the story using masks and stick puppets; exploring the life cycle of a butterfly; collaging symmetrical butterflies; creating a paper chain caterpillar; counting “eggs” onto numbered leaves; role playing in the fruit and veg shop; painting caterpillars; drawing pictures of the food the Hungry Caterpillar ate and solving the Hungry Caterpillar puzzle! Next week we will continue learning through the story of The Very Hungry Caterpillar.

This week we have continued our Ten Town maths and have been learning all about Sir 7! The children have really enjoyed making numicon prints in the playdough and have been exploring different ways of making 7. We have also continued practicing touch counting and counting out from a larger amount.



Across his back, then down to his feet,
Take your time and keep it neat!

Brief version of the story

Number seven is Sir Seven. He tries to do seven good deeds every day. Sir Seven loves animals and he has seven hamsters, seven horses and seven kittens that he rescued from a tree. He is always polite to everyone and when he sees King One he bows seven times.



The sound we have been learning this week is ‘m’. We have learnt the letter name and the sound. We have also been looking at objects that start with the ‘m’ sound and have been sorting objects according to what sound they start with. We have also been using our “robot arms” to sound out words e.g. m-a-p, m-a-t, s-a-m.

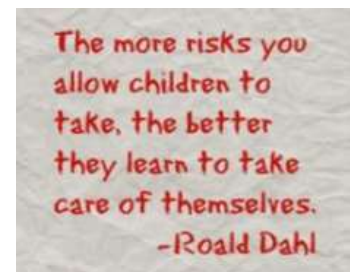


Up and down Maisie, mountain, mountain.

I hope you have a lovely weekend.

Many Thanks,

Miss Griffiths.



The Very Hungry Caterpillar Home Learning Challenge

The Very Hungry Caterpillar loves to eat lots of different foods. What is your favourite food? Draw a picture of your favourite food and write a sentence to tell us about it.



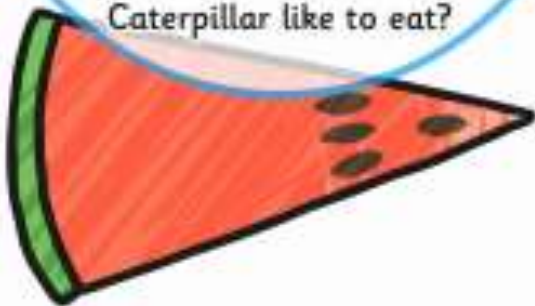
The Very Hungry Caterpillar eats 2 pears and 3 plums. How many pieces of fruit did he eat altogether? You could use your fingers or draw a picture to help you.



Try some of the different fruits mentioned in the story. Which one is your favourite? You could try some apples, pears, strawberries, oranges, plums or watermelon. You could also try some other fruits – what other fruit might The Very Hungry Caterpillar like to eat?



Draw or paint a picture of a caterpillar or a butterfly. What colours do you need? What different parts do you need to draw? Talk to an adult about your picture.



Maths: All about the Number Seven

Home Learning Challenges

7

Hidden around the page are 7 little mice. Can you find them all? Draw a piece of cheese next to each mouse. How many pieces of cheese did you draw in total?

There were 6 flowers growing in a garden. If 1 more is added, how many flowers are there altogether?



Have you seen a rainbow before? Rainbows can appear when it is sunny and rainy at the same time. There are 7 colours in a rainbow: red, orange, yellow, green, blue, indigo (dark blue) and violet (purple). Draw or paint a picture of a rainbow. Can you include all 7 colours?



Ask a grown-up to help you look at a calendar or diary. Can you count the days of the week? How many are there? Can you write a list of the different days?

Have a look at a reading book. Can you find the page numbers? Can you find page 7? Can you see the number 7 on this page too? Can you trace over the numbers at the bottom of the page? You could try writing the number 7 on your own too.



On the Planet Seven, the aliens all have 7 eyes! Can you create a model or a picture of an alien to live on Planet Seven? You could use playdough, empty packaging, or draw or paint a picture of your alien. Make sure you count the eyes very carefully!



7 7 7 7 7 7 7

