

17.01.20



**St Nicholas** Cl  
**First School**

learning and believing, growing and achieving

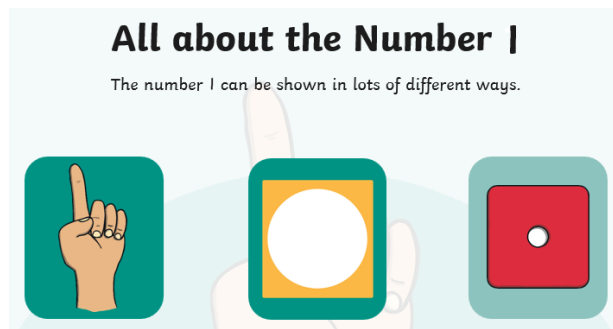
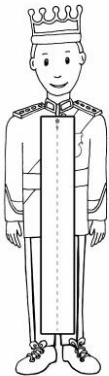
St. Nicholas C )  
First School  
Belvide Gardens  
Codsall  
Wolverhampton  
WV8 1AN

Dear Parents,

This week the children have been learning through the story of Jack and the Beanstalk. The children have really engaged with this story and have carried out lots of lovely activities, such as: role playing the story; sequencing the story; planting beans into numbered pots, counting leaves onto numbered beanstalks; painting and drawing beanstalks and castles; building castles in the construction area; planting their own bean to take home; making beanstalks with playdough and have explored the life cycle of a bean. Next week we will be learning through the story of The Three Billy Goats Gruff.

We have also been continuing with our Ten Town maths. This week we have been exploring number 1. We have: found sets of 1; practiced forming a number 1; explored what 1 looks like in numicon form; identified which dice is showing 1; held up 1 finger and carried out practical sets of 1 e.g. 1 clap, 1 jump. While revisiting numbers to 5 we are working hard on our subitising (recognising a number of objects without the need to count them).

## King One



"Top to toe and there you go!"

Please see below for some home learning challenges linked to Jack and the Beanstalk and the number one. We would love to see any pictures/receive pieces of work to go on our display boards. Photos can be sent to [nursery@st-nicholas.staffs.sch.uk](mailto:nursery@st-nicholas.staffs.sch.uk).

I hope you have a lovely weekend.

Many Thanks,

Miss Griffiths.




Email: [headteacher@st-nicholas.staffs.sch.uk](mailto:headteacher@st-nicholas.staffs.sch.uk)  
Enquiries: 01902 842998  
Web: [st-nicholas.staffs.sch.uk](http://st-nicholas.staffs.sch.uk)



# Jack and the Beanstalk

## Home Learning Challenges

The bean grew into a beanstalk when it was planted in Jack's garden. Ask a grown-up if you can plant some seeds in your garden or in a plant pot. Think about how you can take care of your seed and help it to grow. You could take some photographs of your plant when it grows and bring them in to show everybody.



Imagine a giant beanstalk grew in your garden! Draw a picture and write about what you would like to find at the top of your beanstalk.

When you go to the supermarket, have a look at all the different shapes, sizes and colours that beans can come in. They often come in tins or in packets (dried) but can be a bit tricky to find!

The beanstalk was very tall. Can you find 5 things in your house that are taller than you and 5 things that are shorter than you?



# Maths: All about the Number One

## Home Learning Challenges

# 1

Draw or paint a picture of a sunny day. Can you draw or paint 1 sun and 1 cloud in the sky? Can you also draw or paint 1 house and 1 tree?



Have a look at some postage stamps. Can you see any numbers? Can you make your own first class stamp with 1<sup>st</sup> written on it? You could make a collection of stamps that have 1 written on them.

Hidden around the page is a dog. Can you find it? How many spots are on the dog's back? Try writing the numbers to complete this sentence: I can see  dog. The dog has  spot on its back.



Look at a clock, can you see the number 1? Where is it on the clock? What numbers it next to?

Have a look at a reading book. Can you find the page numbers? Can you find page 1? Can you see the number 1 on this page too? Can you trace over the numbers at the bottom of the page? You could try writing the number 1 on your own.

Ask a grown-up to help you look at some coins. Can you find any 1p and £1 coins? Can you do some coin rubbings using paper and pencils or crayons? Can you see the numbers or the word 'one'?

